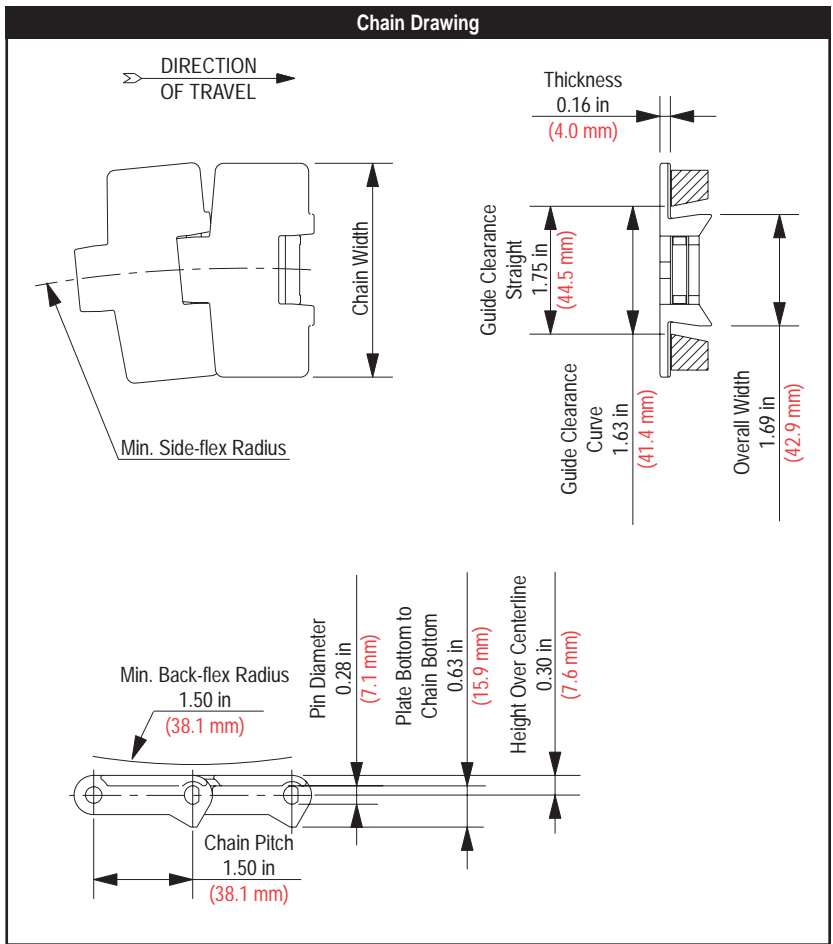




Chain is shown in Low Friction (LF) material.



Chain Information						
desc	Chain Width		Min. Side-flex Radius		Approximate Weight	
	in	mm	in	mm	lbs/ft	kg/m
3-1/4	3.25	82.6	18.00	457.2	0.60	0.89
4-1/2	4.50	114.3	24.00	609.6	0.70	1.04

Available Materials											
Prefix	Chain Material	Standard Pin Material	Temperature						Chain Strength		FDA Approval
			Fahrenheit			Celsius			lbs	N	
			min	max		min	max				
			dry	wet		dry	wet				
Standard Materials											
HP™	High Performance	Stainless Steel	-40	+180	+150	-40	+82	+66	425	1,890	✓
LF	Low Friction	Stainless Steel	-40	+180	+150	-40	+82	+66	425	1,890	✓
Made-to-Order Materials											
AS	Anti-Static	Stainless Steel	0	+180	+150	-18	+82	+66	255	1,134	-
D	Plain Acetal	Stainless Steel	-40	+180	+150	-40	+82	+66	425	1,890	-
WD	White Plain Acetal	Stainless Steel	-40	+180	+150	-40	+82	+66	425	1,890	✓
FR	Flame Retardant	Stainless Steel	0	+180	+140	-18	+82	+60	255	1,134	-
WHP	White High Performance	Stainless Steel	-40	+180	+150	-40	+82	+66	425	1,890	✓
WLF	White Low Friction	Stainless Steel	-40	+180	+150	-40	+82	+66	425	1,890	✓
MR	Melt Resistant	Stainless Steel	-80	+220	NR	-62	+104	NR	425	1,890	-
P	Chemical Resistant	Stainless Steel	0	+180	+140	-18	+82	+60	340	1,512	✓
DUV	Ultraviolet Resistant	Stainless Steel	0	+180	+150	-18	+82	+66	425	1,890	-
BWR	Black Wear Resistant	Stainless Steel	-40	+180	NR	-40	+82	NR	510	2,268	-
PS®	Platinum Series®	Stainless Steel	-40	+180	+150	-40	+82	+66	425	1,890	✓
WX	Green Abrasion Resistant Polyamide	Stainless Steel	-40	+220	NR	-40	+104	NR	425	1,890	-
CR	Extreme Chemical Resistant	Stainless Steel	+40	+240	+212	+4	+116	+100	340	1,512	✓

Chain strength is listed at room temperature. NR = Not Recommended.

Regulatory Information

The Food and Drug Administration (FDA) accepts certain materials for direct food contact. FDA approved material is compliant to FDA 21 CFR § 177.

Rexnord, TableTop, Platinum Series, HP and PS are trademarks of Rexnord Industries, LLC.

All rights reserved.

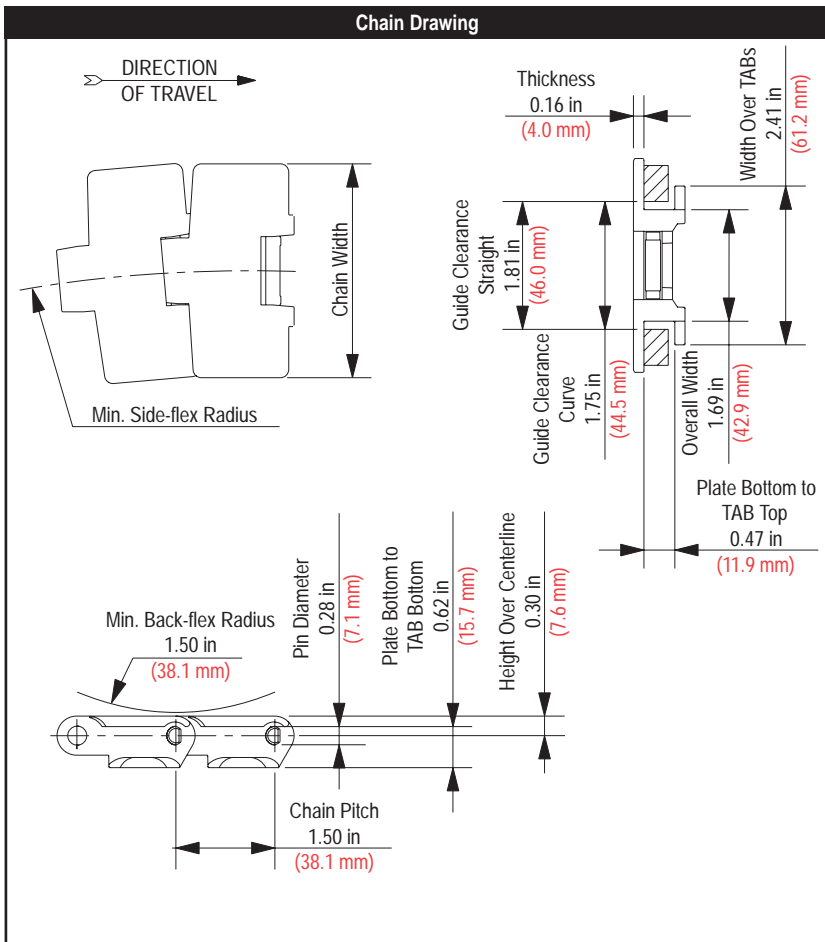
Additional Notes

- Stocked in 80 pitch, 10 ft (3.048 m) length strands.
- Thermoplastic pins are available on a made-to-order basis.



Chain is shown in Low Friction (LF) material.

Chain Information						
Chain Width			Min. Side-flex Radius		Approximate Weight	
desc	in	mm	in	mm	lbs/ft	kg/m
3-1/4	3.25	82.6	18.00	457.2	0.63	0.93
4-1/2	4.50	114.3	24.00	609.6	0.73	1.08



Available Materials											
Prefix	Chain Material	Standard Pin Material	Temperature						Chain Strength		FDA Approval
			Fahrenheit			Celsius			lbs	N	
			min	max		min	max				
			dry	wet		dry	wet				
Standard Materials											
HP™	High Performance	Stainless Steel	-40	+180	+150	-40	+82	+66	425	1,890	✓
LF	Low Friction	Stainless Steel	-40	+180	+150	-40	+82	+66	425	1,890	✓
PS®	Platinum Series®	Stainless Steel	-40	+180	+150	-40	+82	+66	425	1,890	✓
Made-to-Order Materials											
AS	Anti-Static	Stainless Steel	0	+180	+150	-18	+82	+66	255	1,134	-
D	Plain Acetal	Stainless Steel	-40	+180	+150	-40	+82	+66	425	1,890	-
WD	White Plain Acetal	Stainless Steel	-40	+180	+150	-40	+82	+66	425	1,890	✓
FR	Flame Retardant	Stainless Steel	0	+180	+140	-18	+82	+60	255	1,134	-
WHP	White High Performance	Stainless Steel	-40	+180	+150	-40	+82	+66	425	1,890	✓
WLF	White Low Friction	Stainless Steel	-40	+180	+150	-40	+82	+66	425	1,890	✓
MR	Melt Resistant	Stainless Steel	-80	+220	NR	-62	+104	NR	425	1,890	-
P	Chemical Resistant	Stainless Steel	0	+180	+140	-18	+82	+60	340	1,512	✓
DUV	Ultraviolet Resistant	Stainless Steel	0	+180	+150	-18	+82	+66	425	1,890	-
BWR	Black Wear Resistant	Stainless Steel	-40	+180	NR	-40	+82	NR	510	2,268	-
WX	Green Abrasion Resistant Polyamide	Stainless Steel	-40	+220	NR	-18	+104	NR	425	1,890	-
CR	Extreme Chemical Resistant	Stainless Steel	+40	+240	+212	+4	+116	+100	340	1,512	✓

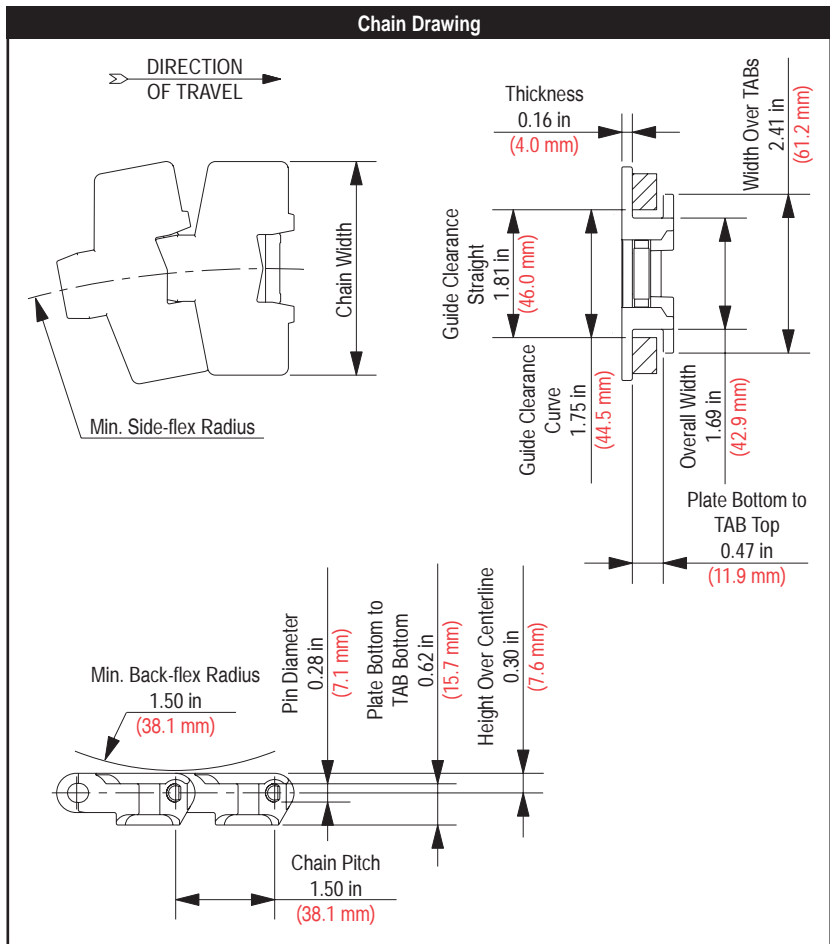
Chain strength is listed at room temperature. NR = Not Recommended.

Regulatory Information
<p>The Food and Drug Administration (FDA) accepts certain materials for direct food contact. FDA approved material is compliant to FDA 21 CFR § 177.</p> <p>Rexnord, TableTop, Platinum Series, HP and PS are trademarks of Rexnord Industries, LLC.</p> <p>All rights reserved.</p>

Additional Notes
<ol style="list-style-type: none"> 1. Stocked in 80 pitch, 10 ft (3.048 m) length strands. 2. Thermoplastic pins are available on a made-to-order basis.



Chain Information						
Chain Width		Min. Side-flex Radius		Approximate Weight		
desc	in	mm	in	mm	lbs/ft	kg/m
3-1/4	3.25	82.6	7.87	200.0	0.64	0.95
4-1/2	4.50	114.3	7.87	200.0	0.74	1.10



Available Materials											
Prefix	Chain Material	Standard Pin Material	Temperature						Chain Strength		FDA Approval
			Fahrenheit			Celsius			lbs	N	
			min	max dry	max wet	min	max dry	max wet			
Standard Materials											
LF	Low Friction	Stainless Steel	-40	+180	+150	-40	+82	+66	425	1,890	✓
Made-to-Order Materials											
HP™	High Performance	Stainless Steel	-40	+180	+150	-40	+82	+66	425	1,890	✓
PS®	Platinum Series®	Stainless Steel	-40	+180	+150	-40	+82	+66	425	1,890	✓
AS	Anti-Static	Stainless Steel	0	+180	+150	-18	+82	+66	255	1,134	-
FR	Flame Retardant	Stainless Steel	0	+180	+140	-18	+82	+60	255	1,134	-
WHP	White High Performance	Stainless Steel	-40	+180	+150	-40	+82	+66	425	1,890	✓
WD	White Plain Acetal	Stainless Steel	-40	+180	+150	-40	+82	+66	425	1,890	-
P	Chemical Resistant	Stainless Steel	0	+180	+140	-18	+82	+60	340	1,512	✓
DUV	Ultraviolet Resistant	Stainless Steel	0	+180	+150	-18	+82	+66	425	1,890	-

Chain strength is listed at room temperature. NR = Not Recommended.

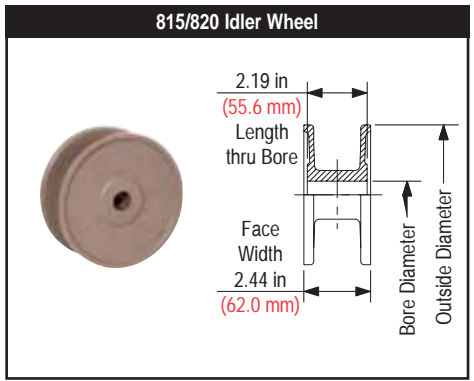

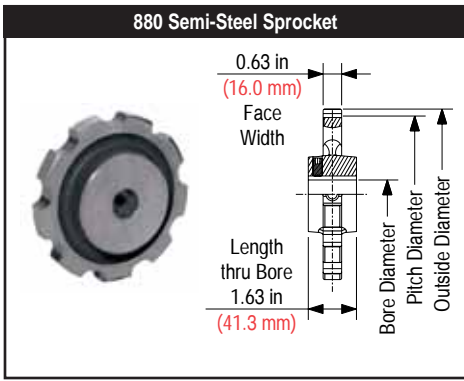
Regulatory Information

The Food and Drug Administration (FDA) accepts certain materials for direct food contact. FDA approved material is compliant to FDA 21 CFR § 177.

Rexnord, TableTop and HP are trademarks of Rexnord Industries, LLC. All rights reserved.

Additional Notes

1. Stocked in 80 pitch, 10 ft (3.048 m) length strands.
2. Thermoplastic pins are available on a made-to-order basis.



880 Semi-Steel Sprocket Information																					
Number of Teeth		Pitch Diameter		Outside Diameter		Bore Diameter (Shaft-Ready)								Bore Diameter (Round)				Approximate Weight			
						Round				Square				in		mm					
						in	mm	in	mm	in	mm	in	mm	min	max	min	max			min	max
actual	effect	in	mm	in	mm	min	max	min	max	min	max	min	max	min	max	min	max	min	max	lbs	kg
9	9	4.386	111.40	4.33	110.0	3/4	1-3/8	20	35	-	-	-	-	3/4	2-1/4	20	55	2.87	1.30		
10	10	4.854	123.29	4.82	122.4	3/4	1-1/4	20	30	-	-	-	-	3/4	1-3/4	20	40	3.09	1.40		
11	11	5.324	135.23	5.31	134.9	3/4	1-3/8	20	35	-	-	-	-	3/4	2-1/4	20	55	3.31	1.50		
12	12	5.796	147.22	5.80	147.3	3/4	1-3/8	20	35	-	-	-	-	3/4	2-1/4	20	55	3.53	1.60		
15	15	7.215	183.26	7.26	184.4	3/4	1-3/8	20	35	-	-	-	-	3/4	2-1/4	20	55	4.19	1.90		

Shaft-ready round bore sprockets are shipped with keyway and setscrew.

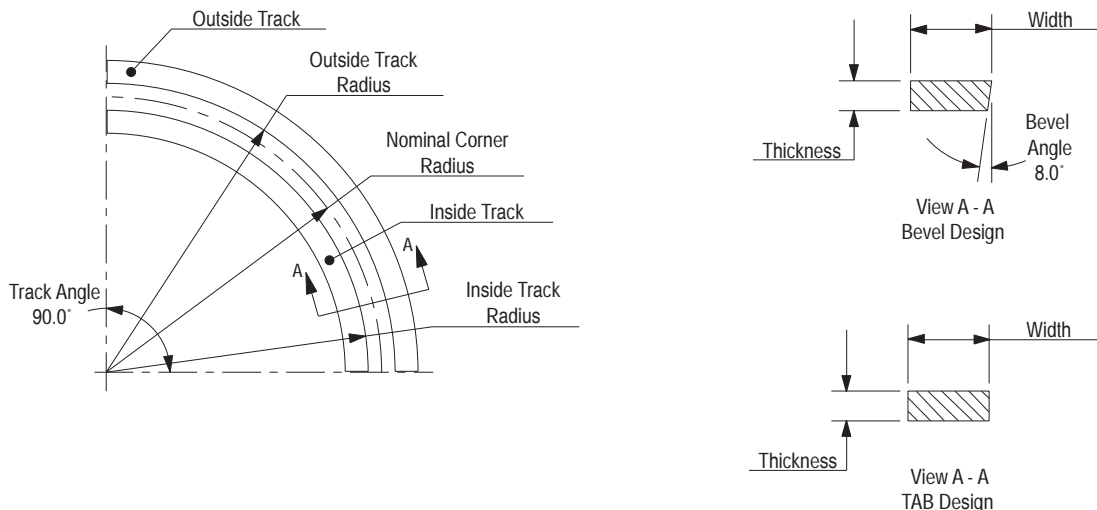
NS880 Thermoplastic Split Sprocket Information																					
Number of Teeth		Pitch Diameter		Outside Diameter		Bore Diameter (Shaft-Ready)								Bore Diameter (Idler)				Approximate Weight			
						Round				Square				in		mm					
						in	mm	in	mm	in	mm	in	mm	min	max	min	max			min	max
actual	effect	in	mm	in	mm	min	max	min	max	min	max	min	max	min	max	min	max	min	max	lbs	kg
11	11	5.324	135.23	5.30	134.6	1	1-5/8	25	40	-	-	-	-	1	1-3/4	25	45	0.66	0.30		
12	12	5.796	147.22	5.80	147.3	1	1-3/4	25	45	-	-	-	-	1	1-3/4	25	45	0.82	0.37		

Imperial shaft-ready round bore sprockets are shipped with keyway and setscrew. Metric shaft-ready round bore sprockets are shipped with keyway, but without setscrew. Idler bores are designed to spin freely on the shaft.

815/820 Idler Wheel Information																					
Equivalent Tooth Size		Outside Diameter		Bore Diameter (Idler)												Approximate Weight					
				in				mm				mm									
				in	mm	in	mm	in	mm	in	mm	in	mm	in	mm			in	mm	lbs	kg
21	5.11	129.8	1	7/8	1-3/16	1-1/4	1-1/2	-	-	25	30	35	40	-	-	-	-	0.49	0.22		
23	5.60	142.2	1	7/8	1-3/16	1-1/4	1-1/2	-	-	25	30	35	40	-	-	-	-	0.59	0.27		
25	6.09	154.7	1	7/8	1-3/16	1-1/4	1-1/2	-	-	25	30	35	40	-	-	-	-	0.66	0.30		
27	6.56	166.6	-	-	-	1-1/4	-	-	-	-	-	-	-	-	-	-	-	0.70	0.32		

Idler wheels are designed to spin freely on the shaft. 27 tooth idler wheel is available on a made-to-order basis and is subject to minimum order requirements. Not for use with TAB chains.

Corner Track (Two Piece)

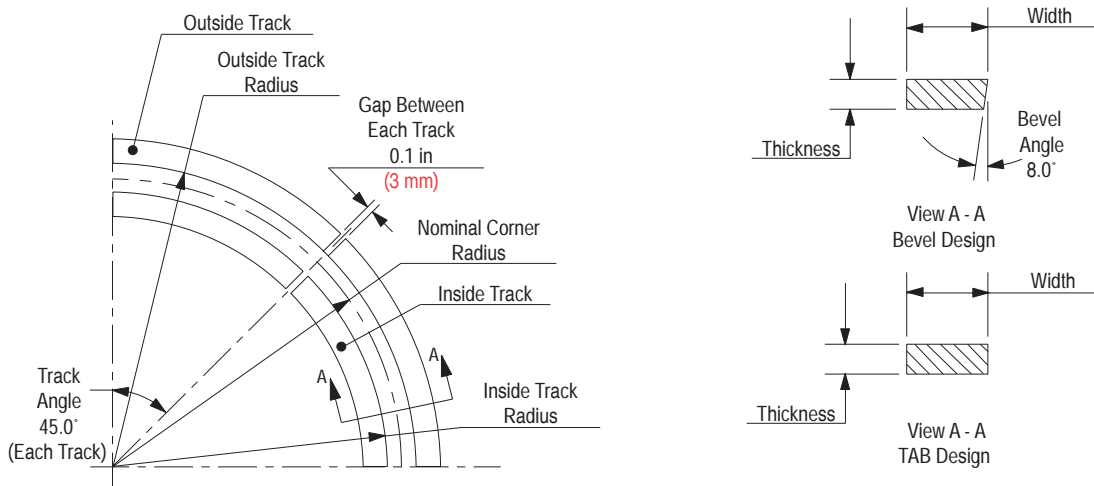


Corner track number supplied as one 90° inside and one 90° outside track, which can be used as either carry or return.

Corner Track Number	Accommodates Top Plate Width		Nominal Corner Radius		Inside Track Radius		Outside Track Radius		Thickness		Width		Material	Color	Approximate Weight	
	in	mm	in	mm	in	mm	in	mm	in	mm	in	mm			lbs	kg
Bevel Design																
N18B3	3-1/4	82.6	18.0	457	17.2	437	18.8	478	0.4	9	1.0	25	Nylatron®	Black	0.85	0.39
N24B3	All	All	24.0	610	23.2	589	24.8	630	0.4	9	1.0	25	Nylatron®	Black	1.14	0.52
U18B3	3-1/4	82.6	18.0	457	17.2	437	18.8	478	0.4	9	1.0	25	UHMWPE	White	0.85	0.39
U24B3	All	All	24.0	610	23.2	589	24.8	630	0.4	9	1.0	25	UHMWPE	White	1.14	0.52
TAB Design																
N18R3	3-1/4	82.6	18.0	457	17.1	435	18.9	480	0.4	9	1.5	38	Nylatron®	Black	1.28	0.58
N24R3	All	All	24.0	610	23.1	587	24.9	632	0.4	9	1.5	38	Nylatron®	Black	1.71	0.78
U18R3	3-1/4	82.6	18.0	457	17.1	435	18.9	480	0.4	9	1.5	38	UHMWPE	White	1.28	0.58
U24R3	All	All	24.0	610	23.1	587	24.9	632	0.4	9	1.5	38	UHMWPE	White	1.71	0.78

Nylatron is a registered trademark of Quadrant Engineering Plastics Products.

Corner Track (Four Piece)



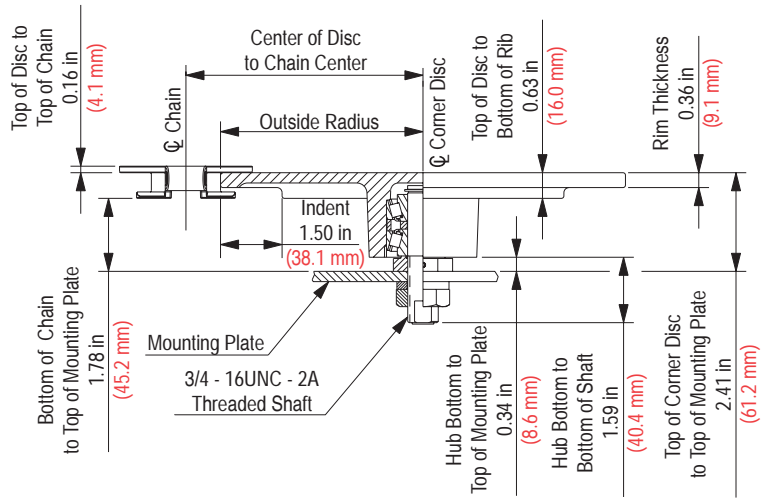
30 in (762 mm) radius furnished in two 45° segments to make one 90° unit.

Corner track number supplied as two 45° inside tracks and two 45° outside tracks, which can be used as either carry or return.

Corner Track Number	Accommodates Top Plate Width		Nominal Corner Radius		Inside Track Radius		Outside Track Radius		Thickness		Width		Material	Color	Approximate Weight	
	in	mm	in	mm	in	mm	in	mm	in	mm	in	mm			lbs	kg
Bevel Design																
N30B3	All	All	30.0	762	29.2	741	30.8	783	0.4	9	1.5	38	Nylatron®	Black	2.13	0.97
U30B3	All	All	30.0	762	29.2	741	30.8	783	0.4	9	1.5	38	UHMWPE	White	2.13	0.97
TAB Design																
N30R3	All	All	30.0	762	29.2	741	30.8	783	0.4	9	1.5	38	Nylatron®	Black	2.13	0.97
U30R3	All	All	30.0	762	29.2	741	30.8	783	0.4	9	1.5	38	UHMWPE	White	2.13	0.97

Nylatron is a registered trademark of Quadrant Engineering Plastics Products.

Corner Disc (Flat Top)



Accessory Number	Center of Disc to Chain Center		Outside Radius		Approximate Weight	
	in	mm	in	mm	lbs	kg
880BOTAB FT-18	9.75	247.7	8.89	225.8	7.00	3.18

Corner Disc Material: Aluminum

For 880 TAB BO chain only.